

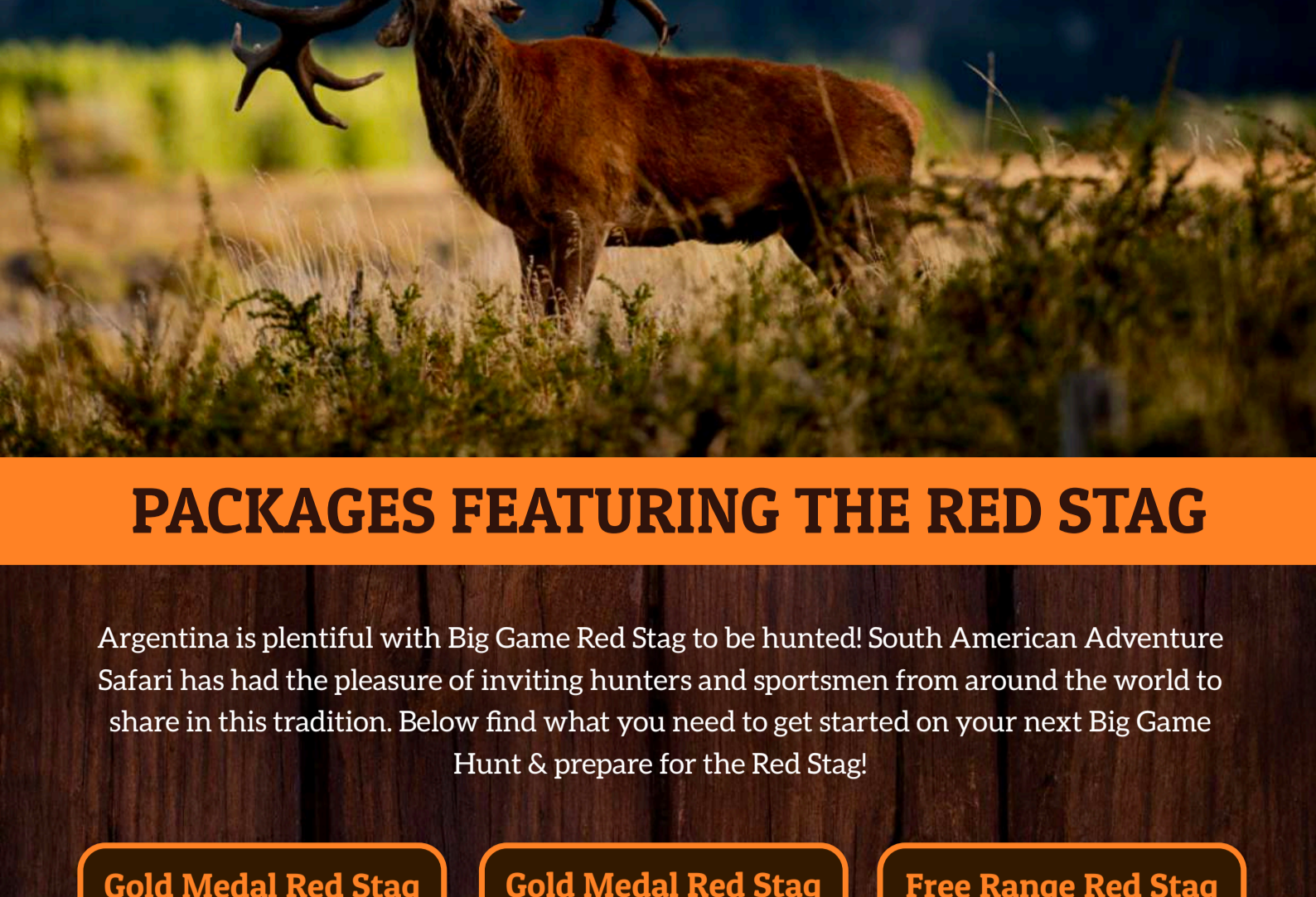


South American Adventure Safaris

SINCE 1988

Red Stag Hunting

Argentina



PACKAGES FEATURING THE RED STAG

Argentina is plentiful with Big Game Red Stag to be hunted! South American Adventure Safari has had the pleasure of inviting hunters and sportsmen from around the world to share in this tradition. Below find what you need to get started on your next Big Game Hunt & prepare for the Red Stag!

Gold Medal Red Stag La Pampa, Argentina

Season: March - July

6 Nights and 5 Hunting Days

One Gold Medal Red Stag trophy (400-420 SCI class)

Full board lodging - Open Bar

One-on-one guiding

Gun rental available including ammo

Gold Medal Red Stag Patagonia, Argentina

Season: March - July

5 Nights and 5 Hunting Days

One Gold Medal Red Stag trophy (400-440 SCI class)

Full board lodging - Open Bar

One-on-one guiding

Hunting License

Gun rental available including ammo

Free Range Red Stag La Pampa, Argentina

Season: March - July

6 Nights and 5 Hunting Days

One free range Red Stag trophy (no limit on score)

Full board lodging - Open Bar

One-on-one guiding

Free Range Red Stag Patagonia, Argentina

Season: March - July

6 Nights and 5 Hunting Days

One free range Red Stag trophy (no limit on score)

Full board lodging - Open Bar

One-on-one guiding

Custom Tailored Big Game & Bird Hunting Programs - Argentina

Season: March - July

6 Nights and 5 Hunting Days

One free range Red Stag trophy (no limit on score)

Full board lodging - Open Bar

One-on-one guiding

The History of Red Stag Hunting in Argentina

There is a long history of hunting in Argentina. Argentina is one of the world's most popular hunting destinations.

Red Stag were introduced to Argentina in 1906 in the region of the Caldén woodlands in the province of La Pampa. The Red Stag are well dispersed throughout Argentina. The male of the species is referred to as a stag and the females are referred to as hinds. Red Stag were introduced specifically for hunting.



Facts and Statistics on the Red Stag in Argentina

300 to 500


Red stag generally weigh between 300 to 500 pounds depending on their food source

100 and 200 yards,

Average shots taken by hunters for Red Stag are between 100 and 200 yards, except when deep in forested areas, when average shots usually occur around 80 yards.

35-40 mph.

Red Stag have amazing jumping agility and they are also able to run up to 35-40 mph.



Where to Hunt the Red Stag in Argentina



Patagonia

Patagonia is located at the southern end of South America. Patagonia is governed under both Argentina and Chile, with 10% of its land being part of Chile territory and 90% being positioned in Argentina territory.



La Pampa

La Pampa is a province located in south central Argentina. La Pampa has much more level terrain than Patagonia, making it a preferred red stag hunting spot for many hunters.

Red Stag Hunting Around the World



New Zealand

Red stag hunting is very big in New Zealand.



United States

While there is a red deer population in several U.S. states, Texas has the most substantial amount of red stag by far.



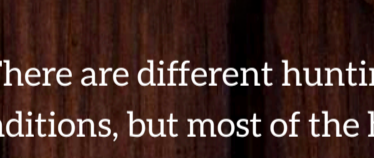
Australia

Australia is another great spot for red stag hunting. Red deer live in Australia's mountainous areas.

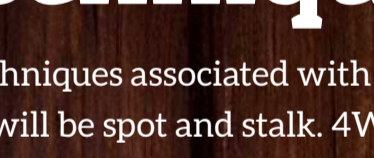
Best Guns & Caliber to Hunt Red Stag

Hunters typically shoot red stags from a distance of 50 to 200 yards. The NRA considers 800 to 1,000 yards to be long range shooting, 600 yards to be mid-range, and 200 yards or less to be short range.

7mm Remington Magnum



.308 Winchester



6.5 Creedmoor



30-06 Springfield



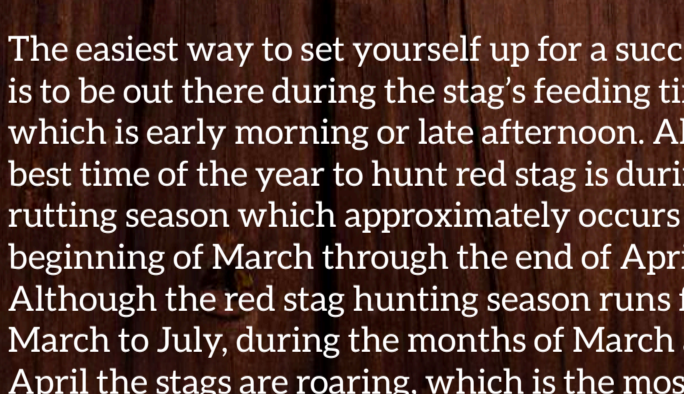
.270 Winchester



Red Stag Hunting Techniques

There are different hunting techniques associated with different landscapes or weather conditions, but most of the hunt will be spot and stalk. 4WD vehicles are used to move from one hunting area to the next red stags are very aware of their surroundings with their sight, smell, and hearing all being strong. Because of this, it is a good idea to wear camouflage of earth tones or plain earth toned clothing and to take cover if possible. Another tip is to remain patient. You will likely have several opportunities during your hunt to see red stag.

Red Stag Hunting Techniques



Carrying

Although it's best to stay as still as possible and keep motion to a minimum, there will be times when it is necessary to move around, like when bush stalking.

Aiming

The ideal shot placement for a red stag is slightly below half way between the top of the shoulder and the bottom of the chest. This is where the heart and lungs are located.

Shooting

Since red stags have exceptional hearing, try to be as quiet as possible by avoiding hasty shots. Do not be afraid to take time planning and lining up your shot once a stag comes into range.

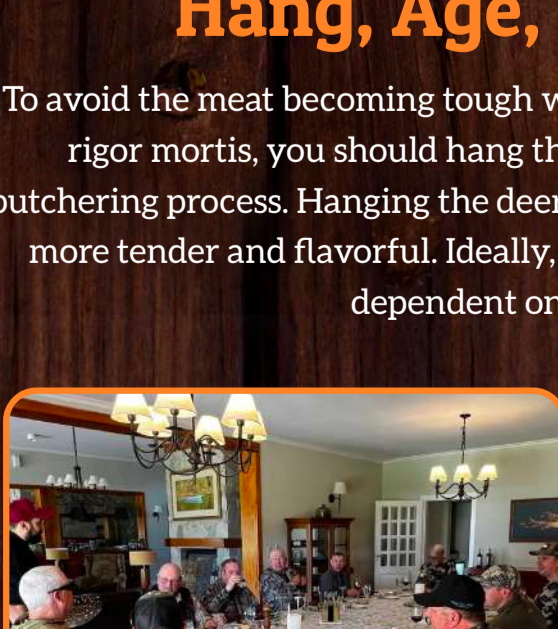
Tips for Red Stag Hunting

The easiest way to set yourself up for a success hunt is to be out there during the stag's feeding time, which is early morning or late afternoon. Also, the best time of the year to hunt red stag is during their rutting season which approximately occurs from the beginning of March through the end of April. Although the red stag hunting season runs from March to July, during the months of March and April the stags are roaring, which is the most exciting time to hunt this trophy.



How to Prepare Red Stag After a Hunt

How to Prepare Red Stag After a Hunt



With the red stag being one of the largest species of deer, a single stag can provide a significant amount of meat. Adult red stags usually range from 300 to 500 pounds, with the average weight being 440 pounds. The typical meat yield from a red stag is about 50% of their weight, so on average around 220 pounds.

Preparing the Meat

Gut the Red Stag

A deer should be gutted as soon as possible to help cool the meat and prevent spoiling.

Skin the Red Stag

To begin the skinning process it will be easiest to hang the deer up. First remove each hoof with a knife at the elbow joint.



Hang, Age, and Cool the Meat

To avoid the meat becoming tough when the muscles stiffen in the first 24 hours during rigor mortis, you should hang the stag for at least 2 to 4 days before starting the butchering process. Hanging the deer also allows the meat to cool and age which makes it more tender and flavorful. Ideally, the meat should age around 5 to 8 days, but this is dependent on the temperature conditions.

Break Down and Store the Meat

For the process of breaking down the meat make sure you have a large flat surface to work on and a sharp and clean knife or meat cleaver. You will begin by cutting through the spine at the point where the rib cage and the backbone meet. This will separate the chuck meat from the round. Then you should remove the tenderloins found on the inside of the backbone and backstraps found on the outside of the backbone.

Cooking the Meat

There are so many ways the venison from a red stag can be enjoyed. The tenderloins and backstraps make for the best steaks. Steaks can be cooked in several ways including oven roasted, grilled, or pan-seared. Even the lesser quality meat like the meat from the neck and shoulders should not go to waste as it is good for grinding and using for sausages or stews.

Get In Touch!

Blue Bay BB 19 Willemstad, Curacao

marcelo@saadventuresafaris.com